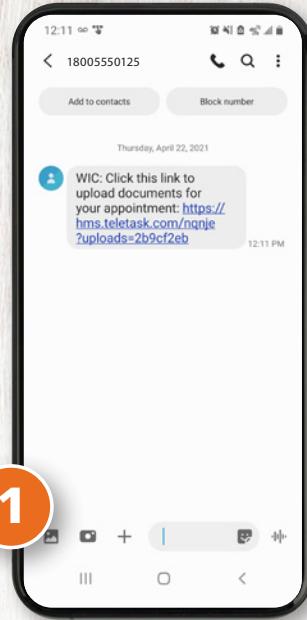


How to send documents to WIC from your computer, mobile device, or tablet.



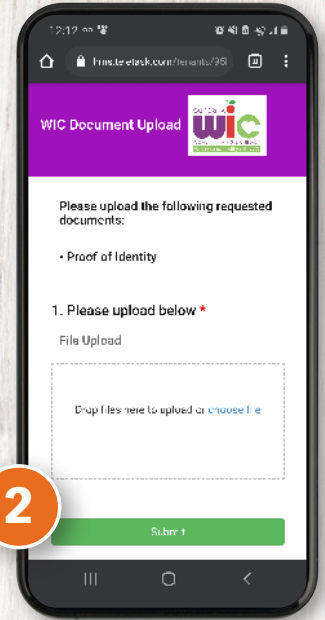
WIC staff may ask you before, during, or after your WIC appointment to upload documents. Send the documents using a smart phone, computer, or tablet. The documents may include:

- Proof of address
- Proof of identity
- Proof of insurance
- Proof of income
- Proof of pregnancy
- Other



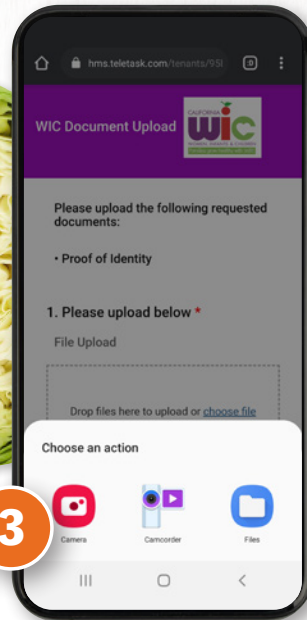
1

You will get a text message with a link to click.



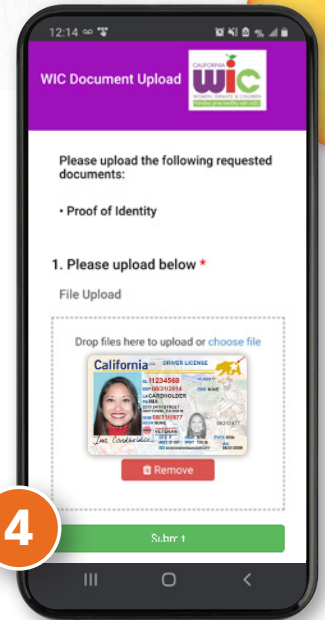
2

You will be asked to upload the documents listed.



3

You can drag the documents from your computer into the area noted on the screen. Or, you can click "choose file". Select from the "choose an action" menu where your document is located.



4

Choose "Submit" to send the documents, or "Remove," to start over.



California Department of Public Health, California WIC Program
This institution is an equal opportunity provider.

1-800-852-5770 #000000 Rev 00/00